

A Market Mechanism for Truthful Bidding with Energy Storage

Rajni Kant Bansal, Pengcheng You, Dennice F. Gayme, and Enrique Mallada
Whiting School of Engineering, Johns Hopkins University, Baltimore, MD, US
{rbansal3, pcyou, dennice, mallada}@jhu.edu

Abstract—This paper proposes a market mechanism for multi-interval electricity markets with generator and storage participants. Drawing ideas from supply function bidding, we introduce a novel bid structure for storage participation that allows storage units to communicate their cost to the market using energy-cycling functions that map prices to cycle depths. The resulting market-clearing process—implemented via convex programming—yields corresponding schedules and payments based on traditional energy prices for power supply and per-cycle prices for storage utilization. We illustrate the benefits of our solution by comparing the competitive equilibrium—assuming price-taker participants—of the resulting mechanism to that of an alternative solution that uses prosumer-based bids. Our solution shows several advantages over the standard prosumer-based approach that prices energy per slot. It does not require a priori price estimation. It also incentivizes participants to reveal their truthful cost, thus leading to an efficient, competitive equilibrium. Numerical experiments using New York Independent System Operator (NYISO) data validate our findings.

Index Terms—Electricity markets, energy storage, Rainflow algorithm

I. INTRODUCTION

Energy storage systems like lithium-ion batteries have the technical capability to provide essential grid services for system reliability and power quality. These capabilities combined with the growing adoption of non-dispatchable renewable energy sources are driving growing participation of energy storage in grid operation and electricity markets [1]–[3]. A number of market dispatch models utilizing storage have been proposed for the purposes of e.g., integrating renewable energy sources [4], [5], supporting transmission and distribution networks [6], [7], providing demand response [8]. However, most of these models assume the canonical market mechanism for economic dispatch, which was designed without accounting for the operational cost of storage, that does not depend on energy supply, but rather charging-discharging cycles.

Recent works have sought to account for storage usage cost in the grid dispatch in two ways. The first approach seeks to develop sequences of charge-discharge bids or control actions, using existing market and reserve interfaces so as to maximize the storage operator revenue (market payments minus storage operation cost) [9]–[12]. The resulting optimization strategies rely on unknown prices that must be

estimated [9]–[11], or accounted in the worst case [12]. The second approach incorporates the cost of storage operation by explicitly introducing a usage cost based on either energy cycles in the dispatch problem [13], [14] or other proxies for storage degradation [15]. These strategies usually assume storage owners to be truthful in revealing their cost and do not endow them with the flexibility of seeking profit maximization. Moreover, these works provide little insight into how storage owner incentives can affect the ability of a system operator to efficiently operate the grid.

This paper provides insight into this problem through a novel market mechanism design that captures the effect of storage and generator owner incentives. We compare this approach to existing strategies through analysis of the overall system efficiency via a competitive equilibrium characterization, that assumes participants to be price-takers. More specifically, we consider a multi-interval market model where generators are endowed with a quadratic cost and bid using a supply function, while storage owners quantify the storage usage cost based on the degradation induced by the energy cycles. Our formulation exploits previous work combining the Rainflow cycle counting algorithm with a cycle stress function to obtain a *notably convex* cycling cost function [11], [14].

We consider two different bidding strategies for storage. In the first setting, storage bids as a prosumer using a generalized supply function [16], that allows it to behave as supply and demand, and is compensated based on spot prices. Although such a market achieves a competitive equilibrium, it requires that storage owners have a priori knowledge of cleared prices, and leads to prices and dispatch schedules that do not minimize the social cost. In order to overcome this inability to minimize social costs, we propose a new mechanism where storage owners bid using an energy-cycling function. This function maps prices (in dollars per cycle depth) to the corresponding cycle depth that the user is willing to perform, and allows storage participants to be compensated based on a per-cycle basis. We show that by properly adapting the market-clearing to account for this bid, the competitive equilibrium of this mechanism exists, and leads to a dispatch that minimizes the overall social cost. These goals are achieved by inducing a truthful bidding among storage owners that is independent of the clearing prices. Numerical simulations show the advantages of the proposed cycle based market mechanism by evaluating the social cost and storage profit of the two mechanisms. We

This work was supported by NSF through grants ECCS 1711188, CAREER ECCS 1752362, and CPS ECCS 2136324.

also include a setting in which storage cost is fully disregarded in the market-clearing as a baseline.

The rest of the paper is organized as follows. In Section II we introduce the social planner problem and storage cost model. In Section III we characterize the equilibrium in the prosumer based market where all participants participate using (generalized) linear supply function bids and compare it with the social planner optimal solution. The energy-cycling based function for storage is discussed in Section IV. We provide the numerical illustrations and conclusions in Section V and Section VI, respectively.

II. SOCIAL PLANNER PROBLEM

In this section we formulate a social planner problem that aims to achieve the optimal economic dispatch by minimizing the total cost of dispatching both generators and storage units.

A. Problem Formulation

Consider a multi-interval horizon $\{1, 2, \dots, T\}$ where a set \mathcal{G} of generators and a set \mathcal{S} of storage units participate in a market to meet a given inelastic demand profile $d \in \mathbb{R}^T$. For each generator $j \in \mathcal{G}$, the power output over the time horizon is denoted by a vector $g_j \in \mathbb{R}^T$ whose elements are each subject to capacity constraints

$$\underline{g}_j \leq g_{j,t} \leq \bar{g}_j, \quad t \in \{1, 2, \dots, T\}, \quad (1)$$

where $\underline{g}_j, \bar{g}_j$ denote the minimum and maximum generation limits, respectively. Analogously, for each storage unit $i \in \mathcal{S}$ of capacity E_i , the discharge (positive) or charge (negative) rates over the time horizon is denoted by a vector $u_i \in \mathbb{R}^T$. We assume each charge or discharge rate $u_{i,t}$ is bounded as

$$\underline{u}_i \leq u_{i,t} \leq \bar{u}_i, \quad t \in \{1, 2, \dots, T\}. \quad (2)$$

where $\underline{u}_i, \bar{u}_i$ denote the minimum and maximum rate limits, respectively. The corresponding amount of energy stored is characterized by a normalized State of Charge (SoC) profile $x_i \in \mathbb{R}^{T+1}$, with the initial SoC $x_{i,0} = x_{i,o}$. The SoC evolves over the time horizon according to

$$x_{i,t} = x_{i,t-1} - \frac{1}{E_i} u_{i,t}, \quad t \in \{1, 2, \dots, T\}. \quad (3)$$

This evolution over the time horizon can be rewritten compactly as

$$Ax_i = -\frac{1}{E_i} u_i, \quad (4)$$

where

$$A = \begin{bmatrix} -1 & 1 & 0 & \dots & 0 \\ 0 & -1 & 1 & \ddots & \vdots \\ \vdots & \ddots & \ddots & \ddots & 0 \\ 0 & \dots & 0 & -1 & 1 \end{bmatrix} \in \mathbb{R}^{T \times (T+1)}.$$

To account for the cyclic nature of storage, we impose periodic constraints on the SoC that forces the storage to cycle back at the end of the optimization horizon. This periodicity requirement as an equality constraint is best suited when the following day's prices or forecasts are not known a priori, i.e.,

$$x_{i,0} = x_{i,T} = x_{i,o}. \quad (5)$$

We note, however, that our results do not depend on the particular choice between equality or inequality in (5).

Substituting (3) into (5) leads to

$$\mathbf{1}^T u_i = 0. \quad (6)$$

The normalized SoC satisfies

$$0 \leq x_{i,t} \leq 1, \quad t \in \{0, 1, \dots, T\}, \quad (7)$$

which can be rewritten using equation (3) and (5) as

$$(x_o - 1)\mathbf{1} \leq \tilde{A}u_i \leq x_o\mathbf{1}, \quad (8)$$

where

$$\tilde{A} = \frac{1}{E} \begin{bmatrix} 1 & 0 & \dots & 0 \\ 1 & 1 & \ddots & \vdots \\ \vdots & \ddots & \ddots & 0 \\ 1 & \dots & 1 & 1 \end{bmatrix} \in \mathbb{R}^{T \times T},$$

is a lower triangular matrix. Finally, the social planner problem is given by

SOCIAL PLANNER

$$\min_{g_j, j \in \mathcal{G}, u_i, i \in \mathcal{S}} \sum_{i \in \mathcal{S}} C_i(u_i) + \sum_{j \in \mathcal{G}} \left(\frac{c_j}{2} g_j^T g_j + a_j \mathbf{1}^T g_j \right) \quad (9a)$$

$$\text{s.t.} \quad d = \sum_{j \in \mathcal{G}} g_j + \sum_{i \in \mathcal{S}} u_i \quad (9b) \\ (1), (2), (6), (8),$$

where (9b) enforces power balance for all time intervals. We use $C_i(u_i)$ to represent the operational cost of storage unit i , to be defined in the next subsection, and assume quadratic cost functions for the generators. For ease of analysis we assume without loss of generality that the linear coefficient $a_j = 0$.

B. Storage Cost Model

The intrinsic degradation incurred due to repeated charging and discharging half-cycles¹ constitutes the main operational cost of storage. We adopt the Rainflow cycle counting based method [17], [18] to enumerate the cycles, which we incorporate into a cycle based cost function [10], [11], [14]. For each storage unit $i \in \mathcal{S}$, the Rainflow cycle counting algorithm maps the SoC profile x_i to the associated charging-discharging half-cycles, summarized in a vector of half-cycle depths $\nu_i \in \mathbb{R}^T$. If the number of cycles is smaller than T , we attach zeros to fill in the vector of half-cycle depths such that $\nu_i \in \mathbb{R}^T$ always holds. See, e.g., [14] for more details.

$$\nu_i := \text{Rainflow}(x_i).$$

Using the cycle depth vector ν_i one can quantify the capacity degradation using a cycle stress function $\Phi(\cdot) : [0, 1]^T \mapsto [0, 1]$. In general, $\Phi(\cdot)$ is well approximated² by a quadratic function [11], thus we consider here

$$\Phi(\nu_i) := \frac{\rho}{2} \nu_i^T \nu_i,$$

¹A full cycle is defined to consist of a charging half-cycle and a discharging half-cycle of the same depth.

²The empirical stress function in [11] is $\Phi(\nu_i) := \sum_{t=1}^T \frac{\rho}{2} (\nu_{i,t})^{\rho_b}$ with the coefficient $\rho_b = 2.03$ [11].

where ρ is a given constant coefficient [11], [14]. This vector of identified half-cycle depths ν_i is used to compute the total degradation cost of storage i as

$$\frac{b_i}{2} \nu_i^T \nu_i = \frac{\rho B E_i}{2} \nu_i^T \nu_i,$$

where B is the unit capital cost per kilowatt-hour of storage capacity E_i , and $b_i := \rho B E_i$ is a constant. In order to define a storage cost function in terms of the storage charge-discharge rate vector u_i , we define a piece-wise linear mapping from this rate vector u_i to the corresponding half-cycle depth vector ν_i , as described in the following proposition.

Proposition 1. *The total degradation cost $C_i(u_i)$ in (9a) is given by*

$$C_i(u_i) = \frac{b_i}{2} u_i^T N(u_i)^T N(u_i) u_i. \quad (10)$$

The matrix $N(u_i)$ is defined as

$$N(u_i) := -\frac{1}{E_i} M(x_i)^T A^\dagger, \quad (11)$$

where A^\dagger denotes the Moore-Penrose generalized inverse [19] of A and A is defined following (4). The matrix $M(x_i) \in \mathbb{R}^{(T+1) \times T}$ is the incidence matrix for the SoC profile x_i [14] and satisfies

$$\nu_i = \text{Rainflow}(x_i) = N(u_i) u_i = M(x_i)^T x_i. \quad (12)$$

The proof is provided in [20].

Remark 1. *The piece-wise linear and temporally coupled cost function $C_i(\cdot)$ is convex [11], [14]. However, the cost function (10) is not differentiable everywhere with respect to the storage rate u due to its piece-wise linear structure. At the point of non-differentiability we define all m possible associated matrices for a given u as $N_k(u)$, $k \in \{1, 2, \dots, m\}$ and the following relation holds:*

$$N_k(u) u = N(u) u = \nu, \quad \forall k \in \{1, 2, \dots, m\}.$$

See, e.g., [14] for more details.

Example 1. *We illustrate this procedure for three sample SoC profiles x_l , x_m , x_r in Figure 1. The Moore-Penrose generalized inverse of A defined in (4) for the profiles in Figure 1 is given by:*

$$A^\dagger = \begin{bmatrix} -4/5 & -3/5 & -2/5 & -1/5 \\ 1/5 & -3/5 & -2/5 & -1/5 \\ 1/5 & 2/5 & -2/5 & -1/5 \\ 1/5 & 2/5 & 3/5 & -1/5 \\ 1/5 & 2/5 & 3/5 & 4/5 \end{bmatrix}. \quad (13)$$

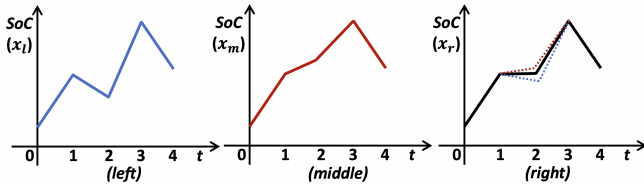


Fig. 1: Examples of SoC profile with a full-cycle (left), without any full-cycle (middle) and with a full-cycle of zero depth (right).

The Rainflow cycle counting algorithm sequentially compares the change in SoC between the points in the profile where it changes its direction, i.e., starts charging after discharging or vice-versa. In particular, for any three consecutive changes, the algorithm extracts the full-cycle if the second one is the smallest among the three. After extracting all the full-cycles, the profile has only half-cycles that cannot form a full-cycle. See, e.g., [14] for more details. As shown in the middle panel and right panels of Figure 2, the SoC profile x_l has a full-cycle of depth $x_{l,1} - x_{l,2}$, a charging half-cycle of depth $x_{l,3} - x_{l,0}$ and a discharging half cycle $x_{l,3} - x_{l,4}$. Thus the associated incidence matrix $M_l(x_l)$ from the Rainflow cycle counting algorithm, as well as the unique depth vector $\nu_l = M_l(x_l)^T x_l$ [14] for the SoC profile x_l is given by

$$M_l(x_l) = \begin{bmatrix} 0 & 0 & -1 & 0 \\ 1 & 1 & 0 & 0 \\ -1 & -1 & 0 & 0 \\ 0 & 0 & 1 & 1 \\ 0 & 0 & 0 & -1 \end{bmatrix}, \quad \nu_l = \begin{bmatrix} x_{l,1} - x_{l,2} \\ x_{l,1} - x_{l,2} \\ x_{l,3} - x_{l,0} \\ x_{l,3} - x_{l,4} \end{bmatrix} \quad (14)$$

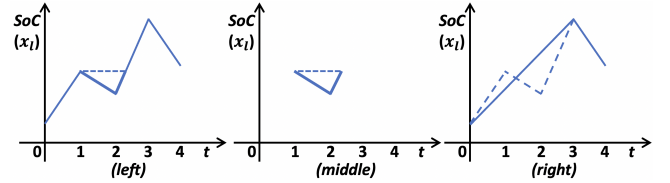


Fig. 2: Example SoC profile (left), its extracted full-cycle (middle) and half-cycles (right).

Now, unlike the SoC profile x_l , the SoC profile x_m in the middle panel of Figure 1 does not have any cycle. It contains a charging half-cycle of depth $x_{m,3} - x_{m,0}$ and a discharging half-cycle of depth $x_{m,3} - x_{m,4}$. Similarly, the incidence matrix $M_m(x_m)$ from the Rainflow cycle counting algorithm and the unique depth vector $\nu_m = M_m(x_m)^T x_m$ for the SoC profile x_m is given by

$$M_m(x) = \begin{bmatrix} 0 & 0 & -1 & 0 \\ 0 & 0 & 0 & 0 \\ 0 & 0 & 0 & 0 \\ 0 & 0 & 1 & 1 \\ 0 & 0 & 0 & -1 \end{bmatrix}, \quad \nu_m = \begin{bmatrix} 0 \\ 0 \\ x_{m,3} - x_{m,0} \\ x_{m,3} - x_{m,4} \end{bmatrix} \quad (15)$$

We attach zeros to both the incidence matrix $M_m(x_m)$ and depth vector ν_m to keep the dimensions consistent. Substituting the equation (13), (14), (15) in the equation (11), the associated matrix $N_l(u_l)$, $N_m(u_m)$ for the left and middle panels are respectively given by

$$N_l(u_l) = \frac{1}{E} \begin{bmatrix} 0 & 1 & 0 & 0 \\ 0 & 1 & 0 & 0 \\ -1 & -1 & -1 & 0 \\ 0 & 0 & 0 & 1 \end{bmatrix},$$

$$N_m(u_m) = \frac{1}{E} \begin{bmatrix} 0 & 0 & 0 & 0 \\ 0 & 0 & 0 & 0 \\ -1 & -1 & -1 & 0 \\ 0 & 0 & 0 & 1 \end{bmatrix},$$

Here u_l, u_m denote the storage rate for the example SoC profiles in the left and middle panel of Figure 1 such that the depth vector follows

$$N_l(u_l)u_l = \frac{1}{E} \begin{bmatrix} u_{l,2} \\ u_{l,2} \\ -u_{l,1} - u_{l,2} - u_{l,3} \\ u_{l,4} \end{bmatrix} = \nu_l$$

$$N_m(u_m)u_m = \frac{1}{E} \begin{bmatrix} 0 \\ 0 \\ -u_{m,1} - u_{m,2} - u_{m,3} \\ u_{m,4} \end{bmatrix} = \nu_m.$$

Now, unlike the left and middle panels profile, the profile in the right panel of Figure 1 shows an interesting case as mentioned in Remark 1 with $x_{r,1} = x_{r,2}$ or $u_{r,2} = 0$. The profile x_r has a full-cycle of depth $x_{r,1} - x_{r,2} = 0$, a charging half-cycle of depth $x_{r,3} - x_{r,0}$ and a discharging half-cycle of depth $x_{r,3} - x_{r,4}$. In particular, for $x_{r,2} = x_{r,1} \mp \epsilon$ for any $\epsilon \rightarrow 0^+$ the associated matrices $M_r(x_r), N_r(x_r)$ are given by M_l, N_l (resp. M_m, N_m) whenever $x_{r,2} = x_{r,1} - \epsilon$ (resp. $x_{r,2} = x_{r,1} + \epsilon$) with $\epsilon \rightarrow 0^+$. Hence, the depth vector can be computed in two ways using:

$$\nu_r = N_l(u_l)u_r = \frac{1}{E} \begin{bmatrix} u_{r,2} \\ u_{r,2} \\ -u_{r,1} - u_{r,2} - u_{r,3} \\ u_{r,4} \end{bmatrix} = N_m(u_m)u_r.$$

Therefore, the cost function $C_r(u_r)$ (10) becomes non-differentiable with respect to the storage rate u_r .

III. PROSUMER BASED MARKET MODEL

We next exploit the analytical expression for the cost of storage degradation to evaluate whether the competitive equilibrium of participants bidding with the generalized linear supply function leads to an efficient system dispatch that minimizes the social cost. For ease of exposition we consider in this section the simplified setting where the only constraint in the market clearing is (9b). However, our results generalize beyond this assumption, at the cost of a more involved analysis. We next define the bidding form, the market-clearing, and the market settlement as part of the market mechanism.

A. Market Mechanism

We first formulate the market mechanism where all the participants submit a linear supply function. Several approaches based on a linear supply function have been proposed to

analyze participation of generators in the market [21]. Here we extend this framework to heterogeneous participants comprising both generators and storage. We specify the bid for generator j as

$$g_j = \alpha_j \Theta_j \quad (18)$$

and the bid for storage i as

$$u_i = \hat{\beta}_i \hat{\Theta}_i. \quad (19)$$

where $\Theta_j \in \mathbb{R}^T$ and $\hat{\Theta}_i \in \mathbb{R}^T$ denote the marginal prices aimed at incentivizing participation. These supply function bids are parameterized by $\alpha_j \geq 0$ and $\hat{\beta}_i \geq 0$, which indicate the willingness of generator j and storage i to produce at the price Θ_j and $\hat{\Theta}_i$, respectively. The market operator collects the supply function bids from all the participants and associates a cost function with generator j that is given by

$$\sum_{t=1}^T \int_0^{g_{j,t}} \Theta_{j,t} \partial g_{j,t} = \sum_{t=1}^T \int_0^{g_{j,t}} \frac{1}{\alpha_j} g_{j,t} \partial g_{j,t} = \frac{1}{2\alpha_j} g_j^T g_j$$

as well as a cost function for storage unit i that is given by

$$\sum_{t=1}^T \int_0^{u_{i,t}} \hat{\Theta}_{i,t} \partial u_{i,t} = \frac{1}{2\hat{\beta}_i} u_i^T u_i.$$

Given the bids ($\alpha_j, j \in \mathcal{G}, \hat{\beta}_i, i \in \mathcal{S}$), the operator solves the economic dispatch problem that minimizes total generation and storage costs to meet inelastic demand $d \in \mathbb{R}^T$:

SYSTEM:

$$\min_{u_i, i \in \mathcal{S}, g_j, j \in \mathcal{G}} \sum_{i \in \mathcal{S}} \frac{1}{2\hat{\beta}_i} u_i^T u_i + \sum_{j \in \mathcal{G}} \frac{1}{2\alpha_j} g_j^T g_j \quad (20a)$$

$$\text{s.t.} \quad (9b) \quad (20b)$$

The optimal solution to the SYSTEM gives the dispatch and the market-clearing prices for the participants at each time interval. More precisely, the generator j and the storage i produce the dispatch quantities g_j and u_i and are paid $\Theta_j^T g_j$ and $\hat{\Theta}_i^T u_i$ as part of the market settlement respectively.

The individual prices Θ_j and $\hat{\Theta}_i$ are functions of dual variables associated with operational constraints of generators and storage. In the simplified setting where only the power balance constraint is binding $\Theta_j = \lambda$ and $\hat{\Theta}_i = \lambda$.

In this paper, we consider the price-taking behavior of the generators and the storage with characteristics summarized below. A price-taking assumption is usually evaluated as a benchmark in the sense that if a market mechanism does not behave as desired under price-taking assumptions, it is unlikely to perform well otherwise.

Definition 1. A market participant is price-taking if it accepts the given market prices and cannot influence the prices in the market on its own.

The participants choose their bids to maximize their individual profit as defined below:

Generator Bidding Problem

$$\max_{g_j} \pi(\lambda, g_j) := \max_{g_j} \lambda^T g_j - \frac{c_j}{2} g_j^T g_j \quad (21a)$$

$$= \max_{\alpha_j \geq 0} \alpha_j \lambda^T \lambda - \alpha_j^2 \frac{c_j}{2} \lambda^T \lambda \quad (21b)$$

Storage Bidding Problem

$$\max_{u_i} \pi(\lambda, u_i) := \max_{u_i} \lambda^T u_i - \frac{b_i}{2} u_i^T N(u_i)^T N(u_i) u_i \quad (22a)$$

$$= \max_{\hat{\beta}_i \geq 0} \hat{\beta}_i \lambda^T \lambda - \frac{b_i \hat{\beta}_i^2}{2} \lambda^T N(\lambda, \hat{\beta}_i)^T N(\lambda, \hat{\beta}_i) \lambda \quad (22b)$$

where we have substituted the linear supply function bids (18),(19) with $\Theta_j = \hat{\Theta}_i = \lambda$ respectively.

B. Market Equilibrium

We next define and characterize the competitive equilibrium under which none of the participants has any incentive to change its decision while the market is cleared.

Definition 2. Under price-taking assumptions we say the bids $(\hat{\beta}_i, i \in \mathcal{S}, \alpha_j, j \in \mathcal{G}, \lambda)$ form a competitive equilibrium if the following conditions are satisfied:

- 1) For each generator $j \in \mathcal{G}$, the bid α_j maximizes their individual profit in the market
- 2) For each storage element $i \in \mathcal{S}$, the bid $\hat{\beta}_i$ maximizes their individual profit in the market
- 3) The inelastic demand $d \in \mathbb{R}^T$ is satisfied with the market-clearing prices λ .

We first propose a lemma that will enable us to characterize the competitive equilibrium in the market.

Lemma 1. For any $\beta \in \mathbb{R}$, $\beta > 0$ and $\lambda \in \mathbb{R}^T$, the following holds

$$N(\beta\lambda) = N(\lambda).$$

The proof uses the fact that the scalar multiplier β only scales the input profile to the piece-wise linear map N but the profile behaviour, i.e., charging-discharging characteristics remain unchanged. The following proposition characterizes the competitive equilibrium.

Theorem 1. The competitive equilibrium of the prosumer based market mechanism (20) is uniquely determined by:

$$\alpha_j = \frac{1}{c_j}, \quad \forall j \in \mathcal{G} \quad (23a)$$

$$\hat{\beta}_i = \frac{1}{b_i} \frac{\lambda^T \lambda}{\lambda^T N(\lambda)^T N(\lambda) \lambda}, \quad \forall i \in \mathcal{S} \quad (23b)$$

$$\lambda = \delta d, \quad \delta^{-1} = \left(\sum_{i \in \mathcal{S}} \frac{1}{b_i} \frac{d^T d}{d^T N(d)^T N(d) d} + \sum_{j \in \mathcal{G}} \frac{1}{c_j} \right) \quad (23c)$$

The proof is provided in [20]. Though the market achieves unique competitive equilibrium, the optimal decision parameter of the storage is a temporally coupled function of the market-clearing prices unknown to the participants beforehand. Moreover, the equilibrium achieved requires restrictive

conditions on the market to align its solution with the social planner's optimum as characterized in the next subsection. In particular, the linear supply function bidding mechanism fails to reflect the true cost of storage participation even in the simple market setting.

C. Social Welfare Misalignment

We next characterize the gap between the market equilibrium and social optimum in the following theorem.

Theorem 2. The competitive equilibrium $(g_j^*, j \in \mathcal{G}, u_i^*, i \in \mathcal{S}, \lambda^*)$ for the SYSTEM (20) solves the SOCIAL PLANNER (9) if and only if there exists convex coefficients $\gamma_k \geq 0$, $\sum_{k=1}^m \gamma_k = 1$, such that the following holds

$$\sum_{k=1}^m \gamma_k N_k^T(d) N_k(d) d = \frac{d^T N(d)^T N(d) d}{d^T d} d. \quad (24)$$

Proof. Since the social planner problem (9) is convex and all the constraints are affine, linear constraint qualification is satisfied and the associated KKT conditions are both sufficient and necessary. Given that $(g_j^*, j \in \mathcal{G}, u_i^*, i \in \mathcal{S}, \lambda^*)$ also solves the social planner problem, the set of the solution must satisfy the KKT conditions given by:

$$c_j g_j^* = \lambda^*, \quad \forall j \in \mathcal{G} \quad (25a)$$

$$\sum_{k=1}^m \gamma_k b_i N_k(u_i^*)^T N_k(u_i^*) u_i^* = \lambda^*, \quad \forall i \in \mathcal{S}. \quad (25b)$$

along with the primal feasibility constraints given by (9b). Here γ_k , $k \in \{1, 2, \dots, m\}$ are the convex coefficient such that (25b) also holds at the non-differentiable optimal solution u_i^* . Since $u_i^* = \hat{\beta}_i \lambda^*$, $\forall i \in \mathcal{S}$ we rewrite (25b) as

$$\lambda^* = \sum_{k=1}^m \gamma_k b_i N_k(\lambda^*)^T N_k(\lambda^*) u_i^*, \quad \forall i \in \mathcal{S}. \quad (26)$$

Also from the competitive equilibrium in Theorem 1 we have

$$\lambda^* = \frac{1}{\hat{\beta}_i} u_i^* = b_i \frac{\lambda^{*T} N(\lambda^*)^T N(\lambda^*) \lambda^*}{\lambda^{*T} \lambda^*} u_i^*, \quad \forall i \in \mathcal{S} \quad (27)$$

Here $N(\lambda^*) u_i^* = N_k(\lambda^*) u_i^*$ for any $k \in \{1, 2, \dots, m\}$, recall Remark 1. Now combining equations (26) and (27) we have the following relation $\forall i \in \mathcal{S}$

$$\begin{aligned} \sum_{k=1}^m \gamma_k b_i N_k(\lambda^*)^T N_k(\lambda^*) u_i^* &= b_i \frac{\lambda^{*T} N(\lambda^*)^T N(\lambda^*) \lambda^*}{\lambda^{*T} \lambda^*} u_i^* \\ \iff \sum_{k=1}^m \gamma_k N_k(\lambda^*)^T N_k(\lambda^*) \lambda^* &= \frac{\lambda^{*T} N(\lambda^*)^T N(\lambda^*) \lambda^*}{\lambda^{*T} \lambda^*} \lambda^* \\ \iff \sum_{k=1}^m \gamma_k N_k(d)^T N_k(d) d &= \frac{d^T N(d)^T N(d) d}{d^T d} d, \end{aligned}$$

where the second last equality holds due to $u_i^* = \hat{\beta}_i \lambda^*$ and the last equality holds due to the relation $\lambda^* = \delta d$ from (23). \square

While the linear supply function bidding mechanism does

reflect the quadratic cost function for generators³, in general it fails to reflect the incentive of storage unit in the market as the associated condition (24) may not hold. As an example where this condition holds, consider a market with 2 time periods $t = \{1, 2\}$ and the inelastic demand $d = d_0[1, 1]^T$ such that $d_0 \in \mathbb{R}_+$. Since $u \propto d$ at the market equilibrium, the only associated matrix $N = \begin{pmatrix} 1 & 0 \\ 0 & 1 \end{pmatrix}$, such that

$$N(d)^T N(d)d = \begin{pmatrix} 1 & 1 \\ 1 & 1 \end{pmatrix} d = \begin{pmatrix} 2d_0 \\ 2d_0 \end{pmatrix}$$

$$\frac{d^T N(d)^T N(d)d}{d^T d} d = \frac{4d_0^2}{2d_0^2} d = N(d)^T N(d)d.$$

This misalignment between the market equilibrium and the social optimum motivates our mechanism design in the next section.

IV. CYCLE AWARE MARKET MODEL

In this section we propose a new market mechanism that incentivizes both generators and storage to bid in a manner that reflects their true cost under price-taking assumptions.

A. Market Mechanism

We consider generators that provide the linear supply function bids defined in (18) and generalize this idea to propose an energy-cycling function bid for storage. In particular, the price-taking storage i indicates the schedule of cycle depths as function of per-cycle prices given by

$$\nu_i = \beta_i \theta_i. \quad (28)$$

Here $\theta_i \in \mathbb{R}^T$ are per-cycle prices aimed at incentivizing storage participation. This function is parameterized by a constant $\beta_i \geq 0$ and indicates all the charging or discharging half-cycle depths ν_i the storage is willing to undergo at the price θ_i . With per-cycle prices θ_i from the market, the storage unit i can choose its bid in order to maximize its profit, which as function of the bid β_i , is given by:

$$\begin{aligned} \pi_{u_i}(\beta_i, \theta_i) &= \theta_i^T \nu_i - \frac{b_i}{2} u_i^T N(u_i)^T N(u_i) u_i = \theta_i^T \nu_i - \frac{b_i}{2} \nu_i^T \nu_i \\ &= \beta_i \theta_i^T \theta_i - \frac{b_i \beta_i^2}{2} \theta_i^T \theta_i, \end{aligned} \quad (29)$$

where we used (28) and (12) to obtain (29). A price-taking storage owner seeks to maximize (29), i.e., find β_i that satisfies:

$$\frac{\partial \pi_{u_i}}{\partial \beta_i} = (1 - b_i \beta_i) \theta_i^T \theta_i = 0 \implies \beta_i = \frac{1}{b_i}, \quad \forall i \in \mathcal{S} \quad (30)$$

Thus, this cycle aware market mechanism leads to an optimal bid β_i that is not only independent of prices in the market but also truthful.

We now illustrate a cycle aware market-clearing where both generator and storage are incentive compatible and market aligns with social planner's problem while satisfying the demand. In this setting, the market operator collects supply function bids from all the participants and solves the following

³For the generator cost function in (9a) with $c_j \neq 0, a_j \neq 0$, a time dependent bid $\alpha_j(t) \in \mathbb{R}^T$ can be used to reflect a general cost function.

economic dispatch problem that minimizes the total cost of generator and storage dispatch:

CYCLE AWARE SYSTEM:

$$\min_{(u_i, \nu_i), i \in \mathcal{S}, g_j, j \in \mathcal{G}} \sum_{i \in \mathcal{S}} \frac{1}{2\beta_i} \nu_i^T \nu_i + \sum_{j \in \mathcal{G}} \frac{1}{2\alpha_j} g_j^T g_j \quad (31a)$$

$$\text{s.t.} \quad \nu_i = N(u_i) u_i, \quad i \in \mathcal{S} \quad (31b)$$

$$(1), (2), (6), (8), (9b)$$

where (31b) implements the Rainflow algorithm. The optimal solution to cycle aware system (31) gives the dispatch and two set of prices. More precisely as part of the market settlement, generator j produces g_j and gets paid $\Theta_j^T g_j$ where

$$\Theta_j = \lambda + \underline{\eta}_j - \bar{\eta}_j.$$

Here $\underline{\eta}_j, \bar{\eta}_j$ are the dual variables associated with the generator capacity constraint (1) and the vector λ denotes the market-clearing prices or the dual variable associated with the constraint (9b). The storage unit i produces a cycle depth schedule ν_i and gets paid $\theta_i^T \nu_i$ with the prices θ_i given by the dual variable associated with the constraint (31b).

The piece-wise linear constraint (31b) makes the dispatch problem (31) non-convex and challenging to solve numerically. However, substituting the rainflow constraint (31b) in the cost function objective (31a) leads to an equivalent convex optimization problem that can be solved by the convex programming as formalized in the following proposition.

Proposition 2. *Any locally optimal solution $(g_j, j \in \mathcal{G}, u_i, i \in \mathcal{S}, \nu_i, i \in \mathcal{S}, \lambda, \theta_i, i \in \mathcal{S})$ of the cycle aware system (31) is also a globally optimal solution.*

The proof is provided in [20]. The equivalent convex problem formulation ensures that the optimal dispatch and clearing prices are incentive compatible [14]. We discuss the competitive equilibrium in such a market in the next subsection.

B. Market Equilibrium

We next redefine and characterize the competitive equilibrium of the market competition under the proposed mechanism.

Definition 3. *Under the price-taking assumptions, the bids $(\beta_i, i \in \mathcal{S}, \alpha_j, j \in \mathcal{G})$ form a competitive equilibrium if the following conditions are satisfied:*

- 1) *For each generator $j \in \mathcal{G}$, the bid α_j maximizes their individual profit in the market*
- 2) *For each storage element $i \in \mathcal{S}$, the bid β_i maximizes their individual profit in the market*
- 3) *For each storage element $i \in \mathcal{S}$, the Rainflow constraint is satisfied with per-cycle prices θ_i .*
- 4) *The inelastic demand $d \in \mathbb{R}^T$ is satisfied with the market-clearing prices λ .*

The following is our main result and highlights the alignment of proposed market mechanism with the social planner's problem.

Theorem 3. *The competitive equilibrium of the cycle aware market mechanism (31) also solves the SOCIAL PLANNER problem (9).*

Proof. Under price-taking assumptions, given prices $(\Theta_j, j \in \mathcal{G})$ from the market-clearing (31), the optimal bid is given by

$$\frac{\partial \pi_{g_j}}{\partial \alpha_j} = \frac{\partial}{\partial \alpha_j} \left(\Theta_j^T g_j - \frac{c_j}{2} g_j^T g_j \right) = 0 \implies \alpha_j^* = \frac{1}{c_j}.$$

and for $(\theta_i, i \in \mathcal{S})$ the optimal decision parameter from (30) is given by

$$\beta_i^* = \frac{1}{b_i}, \forall i \in \mathcal{S}.$$

Therefore using the optimal solution of (31) from Proposition 2 along with the the optimal bid of participants given by $(\beta_i^*, i \in \mathcal{S}, \alpha_j^*, j \in \mathcal{G})$, we recover the social planner problem (9). Hence the competitive equilibrium of (31) also solves the *SOCIAL PLANNER* problem. \square

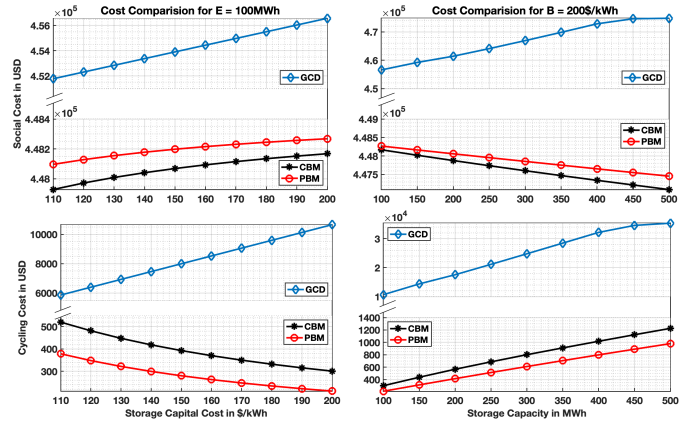
We end by noting that, although the cycle aware system in (31) may have non-unique optimal schedule u_i^* and θ_i^* due to the piece-wise linear rainflow constraint (31b), the cycle aware market mechanism aligns with the social planner problem, and any such solution will be optimal. We further note that the additional assumption of uniform pricing leads to the set of unique optimal schedule and prices. This case is not discussed further here, due to page limits.

V. NUMERICAL SIMULATION

In this section we provide a numerical example comparing the competitive equilibrium of the Prosumer based market mechanism (*PBM*) and the Cycle based market mechanism (*CBM*). We use aggregate demand data of the Millwood Zone operated by the NYISO (date: 8/10/2020) [22]. For ease of analysis we assume one generator and one aggregate storage unit. The aggregate cost coefficients of the generator are $c = 0.1\$/(\text{MW})^2$ and $a = 20\$/\text{MW}$ in equation (9a) [23] and the empirical cost coefficients of the quadratic cycle stress function is $\rho = 5.24 \times 10^{-4}$ [11]. The generation has sufficient capacity to meet the demand, i.e. $\underline{g} = 0$ and $\bar{g} \geq \max_t \{d_t\}$. The storage rate limits are given by $\bar{u} = \frac{E}{4}$ and $\underline{u} = -\frac{E}{4}$, which corresponds to storage requiring four hours (slots) to completely charge or discharge.

We use a canonical Generation Centric Dispatch (*GCD*) model in which market accounts for only generation cost i.e. disregarding storage degradation cost from the objective function leading to a cycle unaware dispatch strategy as a benchmark case. This *hidden* cycling cost is calculated from the storage SoC profile of the optimal solution. These costs are then added to the cost function value to compute the total social cost, i.e. social cost = generation cost + (*hidden*) cycling cost.

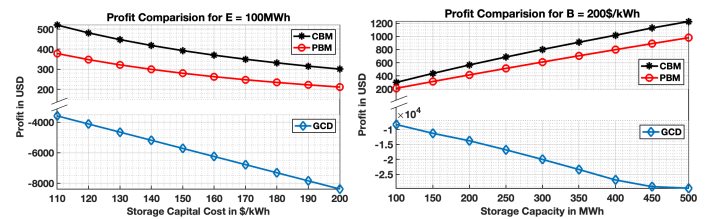
Figure 3 illustrates the social cost and cycling cost of storage as we (a) increase the storage capital cost given a fixed storage capacity and (b) increase the storage capacity given a fixed storage capital cost. In the top panel of Figure 3a we fix the storage capacity to be $E = 100\text{MWh}$. As expected the social cost increases with the capital cost and our proposed CBM



(a) Cost w.r.t storage capital cost (b) Cost w.r.t storage capacity
Fig. 3: (Top) Social cost and (Bottom) Cycling cost in the Cycle based mechanism (CBM), Prosumer based mechanism (PBM) and Generation centric dispatch (GCD) w.r.t storage capital cost and storage capacity.

gives the lowest social cost, while GCD has the highest costs as it does not account for cycling costs in the optimization. The bottom panel in Figure 3a shows the cycling cost of storage under the three mechanisms. As expected GCD utilizes the storage without any restrictions leading to higher cost. Since the PBM overestimates the cost of storage, it leads to more restrictive use of storage and hence lower cycling cost compared to CBM. Although CBM incurs higher storage cost, the incentive compatibility allows it to reduce the total social cost.

In Figure 3b we fix the storage capital cost to be $B = 200\$/\text{kWh}$ [24] and increase storage capacity. The social cost decreases with the storage capacity for CBM and PBM. Thus the benefits of accounting for degradation increase when storage capacity increases (top panel of Figure 3b). Further, not accounting for storage cost, as in GCD, leads to overall higher social cost. This is because as the capacity increases, storage can supply the required power with fewer or (relatively) shallower cycles, thus decreasing the social cost of CBM and PBM. The cycling cost is shown in the bottom panel in Figure 3b.



(a) Profit w.r.t storage capital cost (b) Profit w.r.t storage capacity
Fig. 4: Storage profit in the Cycle based mechanism (CBM), Prosumer based mechanism (PBM) and Generation centric dispatch (GCD) w.r.t storage capital cost and storage capacity.

Figure 4 compares the profit of the storage as we increase

the storage capital cost and increase the storage capacity respectively. In Figure 4a we fix the storage capacity to be $E = 100MWh$ whereas in Figure 4b we fix storage capital cost to be $B = 200\$/kWh$. As expected storage earns more profit in CBM as compared to PBM due to realistic representation of cost of storage degradation. The GCD leads to losses for the storage due to the large unaccounted for cycling cost of storage. As storage capital cost decreases or the storage capacity increases, storage incurs lower degradation cost while earning more profit at the peak period.

VI. CONCLUSIONS

In this paper, we study the incentive of generators and storage units via market equilibrium analysis. We first analyze a prosumer based market mechanism where both generators and storage bid linear supply functions. Under the price-taking assumptions, the competitive equilibrium in such a market requires restrictive conditions to align with the social optimum. Furthermore, the optimal bid of storage is a temporally coupled function of market prices which is not desirable. To address these shortcomings, we propose a novel energy-cycling function for storage where storage bids cycle depths as a function of per-cycle prices. This type of storage bidding function along with a linear supply function for generators incentivizes the participants to reflect their true cost in the market i.e. the competitive equilibrium in such a market minimizes the social cost. Numerical examples illustrate the importance of conveying storage owner incentives to market operators to achieve social welfare.

Broadly, electricity markets are designed via two-stage market [25], [26]. The first stage is cleared the day before (day-ahead market), and the second a few minutes before the actual schedule time (real-time). The proposed mechanism is suitable for the day-ahead markets with a demand forecast for the entire horizon. At any given instance, the cycling cost of storage depends upon both the SoC profile trajectory so far, and future quantities such as prices and demand, making its extension to the real-time markets non-trivial. Moreover, network constraints and the distribution of the storage capacity over the network will certainly affect the profitability and cycling opportunities for storage devices. We leave extensions to these settings for future work.

REFERENCES

- [1] "Annual energy outlook 2021 with projections to 2050." Energy Information Administration, Washington, DC, 2021.
- [2] "Participation of distributed energy resource aggregations in markets operated by regional transmission organizations and independent system operators (order no. 2222)." U.S. Federal Energy Regulatory Commission, 2020.
- [3] P. Denholm, J. Nunemaker, P. Gagnon, and W. Cole, "The Potential for battery energy storage to provide peaking capacity in the United States," National Renewable Energy Laboratory (NREL), Tech. Rep., 2019.
- [5] M. A. Abdullah, K. M. Muttaqi, D. Sutanto, and A. P. Agalgaonkar, "An effective power dispatch control strategy to improve generation schedulability and supply reliability of a wind farm using a battery energy storage system," *IEEE Transactions on Sustainable Energy*, vol. 6, no. 3, pp. 1093–1102, 2015.
- [4] C. A. Hill, M. C. Such, D. Chen, J. Gonzalez, and W. M. Grady, "Battery energy storage for enabling integration of distributed solar power generation," *IEEE Transactions on Smart Grid*, vol. 3, no. 2, pp. 850–857, 2012.
- [6] R. T. Elliott *et al.*, "Sharing energy storage between transmission and distribution," *IEEE Transactions on Power Systems*, vol. 34, no. 1, pp. 152–162, 2019.
- [7] D. Pudjianto, M. Aunedi, P. Djapic, and G. Strbac, "Whole-systems assessment of the value of energy storage in low-carbon electricity systems," *IEEE Transactions on Smart Grid*, vol. 5, no. 2, pp. 1098–1109, 2014.
- [8] J. Qin, Y. Wan, X. Yu, F. Li, and C. Li, "Consensus-based distributed coordination between economic dispatch and demand response," *IEEE Transactions on Smart Grid*, vol. 10, no. 4, pp. 3709–3719, 2019.
- [9] G. He, Q. Chen, C. Kang, P. Pinson, and Q. Xia, "Optimal bidding strategy of battery storage in power markets considering performance-based regulation and battery cycle life," *IEEE Transactions on Smart Grid*, vol. 7, no. 5, pp. 2359–2367, 2015.
- [10] B. Xu, J. Zhao, T. Zheng, E. Litvinov, and D. S. Kirschen, "Factoring the cycle aging cost of batteries participating in electricity markets," *IEEE Transactions on Power Systems*, vol. 33, no. 2, pp. 2248–2259, 2018.
- [11] Y. Shi, B. Xu, Y. Tan, D. Kirschen, and B. Zhang, "Optimal battery control under cycle aging mechanisms in pay for performance settings," *IEEE Transactions on Automatic Control*, vol. 64, no. 6, pp. 2324–2339, 2019.
- [12] B. Bhattacharai, F. B. Dos Reis, B. A. Bhatti, and R. Pratt, "Flexible bidding of electric energy storage for retail day-ahead transactive market," in *2020 IEEE/PES Transmission and Distribution Conference and Exposition (T D)*, 2020, pp. 1–5.
- [13] G. He, S. Kar, J. Mohammadi, P. Moutis, and J. F. Whitacre, "Power system dispatch with marginal degradation cost of battery storage," *IEEE Transactions on Power Systems*, vol. 36, no. 4, pp. 3552–3562, 2021.
- [14] R. K. Bansal, P. You, D. F. Gayme, and E. Mallada, "Storage degradation aware economic dispatch," in *2021 American Control Conference (ACC)*, 2021, pp. 589–595.
- [15] N. Padmanabhan, M. Ahmed, and K. Bhattacharya, "Battery energy storage systems in energy and reserve markets," *IEEE Transactions on Power Systems*, vol. 35, no. 1, pp. 215–226, 2020.
- [16] Y. Chen, C. Zhao, S. H. Low, and S. Mei, "Approaching prosumer social optimum via energy sharing with proof of convergence," in *2021 55th Annual Conference on Information Sciences and Systems (CISS)*, 2021, pp. 1–1.
- [17] Y.-L. Lee and T. Tjhung, "Rainflow cycle counting techniques," *Metal Fatigue Analysis Handbook: Practical Problem-solving Techniques for Computer-aided Engineering*, p. 89, 2011.
- [18] N. E. Dowling, "Fatigue failure predictions for complicated stress-strain histories," Illinois Univ At Urbana Dept Of Theoretical And Applied Mechanics, Tech. Rep., 1971.
- [19] R. A. Horn and C. R. Johnson, *Matrix Analysis*, 2nd ed. USA: Cambridge University Press, 2012.
- [20] R. K. Bansal, P. You, D. F. Gayme, and E. Mallada, "A market mechanism for truthful bidding with energy storage," *arXiv:2109.14596*, 2021.
- [21] R. Johari, "Efficiency loss in market mechanisms for resource allocation," Ph.D. dissertation, Massachusetts Institute of Technology, 2004.
- [22] "ISO-New York : Energy market and operational data," Available at <https://www.nyiso.com/custom-reports/> (2019).
- [23] R. D. Zimmerman and C. E. Murillo-Sanchez, "Matpower (version 7.0) [software]." Available at <https://matpower.org/> (2019).
- [24] K. Mongird, V. V. Viswanathan, P. J. Balducci, M. J. E. Alam, V. Fotedar, V. S. Koritarov, and B. Hadjerioua, "Energy storage technology and cost characterization report," Pacific Northwest National Lab.(PNNL), Richland, WA (United States), Tech. Rep., 2019.
- [25] "Energy primer: A handbook of energy market basics," Federal Energy Regulatory Commission, FERC Division of Energy Market Assessments Staff Report, April 2020.
- [26] W. Tang, R. Rajagopal, K. Poolla, and P. Varaiya, "Model and data analysis of two-settlement electricity market with virtual bidding," in *2016 IEEE 55th Conference on Decision and Control (CDC)*, 2016, pp. 6645–6650.